

EXCEDE® FOR SWINE



(ceftiofur crystalline free acid)
Sterile Suspension

DESCRIPTION

EXCEDE® for Swine (ceftiofur crystalline free acid) Sterile Suspension is a ready-to-use formulation that contains crystalline free acid of ceftiofur, which is a broad-spectrum cephalosporin antibiotic active against Gram-positive and Gram-negative bacteria, including β -lactamase-producing strains. Ceftiofur, like other cephalosporins, inhibits cell-wall synthesis *in vitro*, which means it is bactericidal.

INDICATION

EXCEDE for Swine Sterile Suspension 100 mg/mL is indicated for the treatment of swine respiratory disease (SRD) associated with *Actinobacillus pleuropneumoniae*, *Pasteurella multocida*, *Haemophilus parasuis* and *Streptococcus suis*; and for the control of SRD associated with *Actinobacillus pleuropneumoniae*, *Pasteurella multocida*, *Haemophilus parasuis* and *Streptococcus suis* in groups of pigs where SRD has been diagnosed.

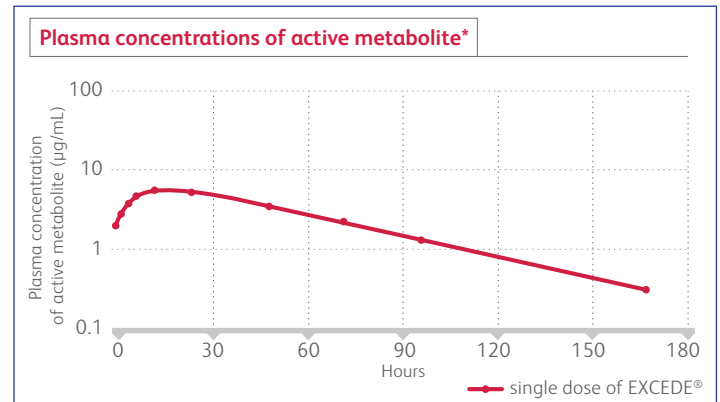
PACKAGING

100-mL vials



ADVANTAGES

- The ONLY single-dose injectable antibiotic approved for swine that is clinically proven to deliver at least seven days of therapeutic plasma levels.¹



- Broad spectrum. Effective against the major bacterial pathogens associated with swine respiratory disease (SRD).

Ceftiofur MIC values from pivotal field studies evaluating SRD in the US (1995/1997 and 2000/2001)			
Organism	Number tested	MIC ₉₀ [†] (µg/mL)	MIC range (µg/mL)
<i>A. pleuropneumoniae</i>	28	≤0.03	≤0.03-0.06
<i>P. multocida</i>	58	≤0.03	≤0.03
<i>S. suis</i> type II	41	0.12	≤0.03-0.5
<i>H. parasuis</i> [‡]	72	0.06	0.03-0.25

- The minimum inhibitory concentration (MIC) values for the targeted pathogens are very low. This indicates these bacteria are extremely sensitive to ceftiofur *in vitro*.[§]
- Ready to use. No mixing or refrigeration needed.

*Plasma profile of labeled dose of EXCEDE for Swine Sterile Suspension compared with three consecutive daily labeled doses of NAXCEL® (ceftiofur sodium) Sterile Powder.

[†]MIC for 90 percent of the isolates.

[‡]These MIC data were obtained during NCCLS procedures, but quality control values for *H. parasuis* had not been standardized.

[§]The correlation between *in vitro* susceptibility and clinical effectiveness is unknown.

¹Data on file, Study Report No. 1121R-60-04-215, Zoetis Inc.

EXCEDE[®] FOR SWINE

(ceftiofur crystalline free acid)
Sterile Suspension

DOSING AND ADMINISTRATION

EXCEDE swine dosing guide

Weight (lb)	Volume (mL)	Weight (lb)	Volume (mL)
5	0.11	30	0.68
8	0.18	44	1.00
11	0.25	55	1.25
15	0.34	66	1.50
20	0.45	88	2.00

Shake well before using. EXCEDE[®] for Swine (ceftiofur crystalline free acid) Sterile Suspension is to be administered by intramuscular injection in the post-auricular region of the neck as a single dosage of 2.27 mg ceftiofur equivalent (CE)/lb (5.0 mg CE/kg) body weight. This is equivalent to 1.0 mL per 44 lbs (20 kg) body weight. No more than 2.0 mL should be injected in a single injection site.

As with all ceftiofur products, EXCEDE for Swine Sterile Suspension should not be administered to pigs known to be hypersensitive to cephalosporins or penicillins.

PRECAUTIONS

The safety of ceftiofur has not been demonstrated for pregnant swine or swine intended for breeding. Administration of EXCEDE for Swine Sterile Suspension may induce a transient reaction at the site of injection and underlying tissues that may result in trim loss of edible tissue at slaughter.

Residue Warnings

A maximum of 2 mL of formulation should be injected at each injection site. Injection volumes in excess of 2 mL may result in violative residues.

Following label use as a single treatment, a 14-day pre-slaughter withdrawal period is required in the U.S.

Use of dosages in excess of 5.0 mg CE/kg of administration by an unapproved route may result in illegal residues in edible tissues.

Adverse Effects

An injection site tolerance study demonstrated that EXCEDE for Swine Sterile Suspension is well tolerated in pigs. Half of the injection sites at both three and seven days post-injection were scored as “negative” for irritation and the other half were scored as “slight irritation”. All gross observations and measurements of injection sites qualified the sites at 10 days post-injection as “negative” for irritation.

No adverse effects were observed in multi-location field efficacy studies involving more than 1000 pigs.

Additional Warnings

Not for human use. Keep out of reach of children.

Penicillins and cephalosporins can cause allergic reactions in sensitized individuals. Topical exposures to such antimicrobials, including ceftiofur, may elicit mild to severe allergic reactions in some individuals. Repeated or prolonged exposure may lead to sensitization.

Avoid direct contact of the product with the skin, eyes, mouth and clothing. Sensitization of the skin may be avoided by wearing latex gloves. Persons with a known hypersensitivity to penicillin or cephalosporins should avoid exposure to this product. In case of accidental eye exposure, wash with soap and water. Remove contaminated clothing. If allergic reaction occurs, (e.g., skin rash, hives, difficult breathing), seek medical attention.

Storage

Store at controlled room temperature 68° to 77°F (20° to 25° C). Shake well before using. Contents should be used within 12 weeks after first dose is removed.

Contact Information

Technical inquiries should be directed to VMIPS: (888) 963-8471 (USA).

For additional information, contact your local Zoetis representative.

EXCEDE[®] FOR SWINE

(Ceftiofur Crystalline Free Acid)
Sterile Suspension 100 mg/mL

For intramuscular administration in the post-auricular region of the neck of swine.

CAUTION

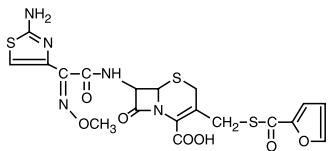
Federal (USA) law restricts this drug to use by or on the order of a licensed veterinarian. Federal Law prohibits extra-label use of this drug in swine for disease prevention purposes; at unapproved doses; frequencies, durations, or routes of administration; and in unapproved major food producing species/production classes.

DESCRIPTION

EXCEDE FOR SWINE Sterile Suspension 100 mg/mL is a ready-to-use formulation that contains the crystalline free acid of ceftiofur, which is a broad spectrum cephalosporin antibiotic active against gram-positive and gram-negative bacteria including β -lactamase-producing strains. Like other cephalosporins, ceftiofur is bactericidal *in vitro*, resulting from inhibition of cell wall synthesis.

Each mL of this ready-to-use sterile suspension contains ceftiofur crystalline free acid equivalent to 100 mg ceftiofur, in a Miglyol[®] and cottonseed oil based suspension.

Figure 1. Structure of ceftiofur crystalline free acid:



Chemical name of ceftiofur crystalline free acid:

7-[[2-(2-Amino-4-thiazolyl)-2-(methoxyimino)acetyl]amino]-3-[[[(2-furanylcarbonyl)thio]methyl]-8-oxo-5-thia-1-azabicyclo[4.2.0]oct-2-ene 2-carboxylic acid

INDICATIONS

EXCEDE FOR SWINE Sterile Suspension 100 mg/mL is indicated for the treatment of swine respiratory disease (SRD) associated with *Actinobacillus pleuropneumoniae*, *Pasteurella multocida*, *Haemophilus parasuis*, and *Streptococcus suis*; and for the control of SRD associated with *Actinobacillus pleuropneumoniae*, *Pasteurella multocida*, *Haemophilus parasuis*, and *Streptococcus suis* in groups of pigs where SRD has been diagnosed.

DOSAGE

Administer by intramuscular (IM) injection in the post-auricular region of the neck as a single dosage of 2.27 mg ceftiofur equivalents (CE)/lb (5.0 mg CE/kg) body weight (BW). This is equivalent to 1 mL sterile suspension per 44 lb (20 kg) BW. No more than 2 mL should be injected in a single injection site. Injection volumes in excess of 2 mL per injection site may result in violative residues. Pigs heavier than 88 lb (40 kg) will require more than one injection.

Most animals will respond to treatment within three to five days. If no improvement is observed, the diagnosis should be re-evaluated.

ADMINISTRATION

Shake well before using. EXCEDE FOR SWINE Sterile Suspension 100 mg/mL is to be administered by intramuscular injection in the post-auricular region of the neck.

CONTRAINDICATIONS

As with all drugs, the use of EXCEDE FOR SWINE Sterile Suspension 100 mg/mL is contraindicated in animals previously found to be hypersensitive to the drug.

WARNINGS

FOR USE IN ANIMALS ONLY.

NOT FOR HUMAN USE. KEEP OUT OF REACH OF CHILDREN.

Penicillins and cephalosporins can cause allergic reactions in sensitized individuals. Topical exposures to such antimicrobials, including ceftiofur, may elicit mild to severe allergic reactions in some individuals. Repeated or prolonged exposure may lead to sensitization. Avoid direct contact of the product with the skin, eyes, mouth and clothing. Sensitization of the skin may be avoided by wearing protective gloves.

Persons with a known hypersensitivity to penicillin or cephalosporins should avoid exposure to this product.

In case of accidental eye exposure, flush with water for 15 minutes. In case of accidental skin exposure, wash with soap and water. Remove contaminated clothing. If allergic reaction occurs (e.g., skin rash, hives, difficult breathing), seek medical attention.

The material safety data sheet contains more detailed occupational safety information. To report adverse effects in users, to obtain more information or to obtain a material safety data sheet, call 1-888-963-8471.

RESIDUE WARNINGS

- A maximum of 2 mL of formulation should be injected at each injection site. Injection volumes in excess of 2 mL per injection site may result in violative residues.
- Following label use as a single treatment, a 14-day pre-slaughter withdrawal period is required.
- **Use of dosages in excess of 5.0 mg ceftiofur equivalents (CE)/kg or administration by an unapproved route may result in illegal residues in edible tissues.**

PRECAUTIONS

The safety of ceftiofur has not been demonstrated for pregnant swine or swine intended for breeding. Administration of EXCEDE FOR SWINE Sterile Suspension 100 mg/mL as directed may induce a transient reaction at the site of injection and underlying tissues that may result in trim loss of edible tissue at slaughter.

ADVERSE REACTIONS

An injection site tolerance study demonstrated that EXCEDE FOR SWINE Sterile Suspension 100 mg/mL is well tolerated in pigs. Half of the injection sites at both 3 and 7 days post-injection were scored as "negative" for irritation and the other half were scored as "slight irritation". All gross observations and measurements of injection sites qualified the sites at 10 days post-injection as "negative" for irritation.

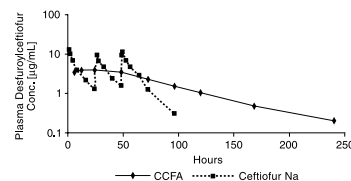
No adverse effects were observed in multi-location field efficacy studies involving more than 1000 pigs.

CLINICAL PHARMACOLOGY

Ceftiofur administered as either ceftiofur sodium (NAXCEL[®] Sterile Powder), ceftiofur hydrochloride (EXCENEL[®] RTU Sterile Suspension) or ceftiofur crystalline free acid (EXCEDE FOR SWINE Sterile Suspension 100 mg/mL) is metabolized rapidly to desfuroylceftiofur, the primary metabolite. Administration of ceftiofur to swine as ceftiofur crystalline free acid (CCFA) at a single IM dosage of 2.27 mg CE/lb (5.0 mg CE/kg) BW provides concentrations of ceftiofur and desfuroylceftiofur-related metabolites in plasma that are multiples above the MIC₉₀* for the SRD label pathogens *Actinobacillus pleuropneumoniae*, *Pasteurella multocida*, *Haemophilus parasuis* and *Streptococcus suis* for an extended period of time (see Figure 2 and Tables 1–2).

The average plasma concentrations of ceftiofur- and desfuroylceftiofur-related metabolites for CCFA (EXCEDE FOR SWINE Sterile Suspension 100 mg/mL) after IM administration of 2.27 mg CE/lb (5.0 mg CE/kg) BW and those for ceftiofur sodium (NAXCEL Sterile Powder) after IM administration at 1.36 mg CE/lb (3 mg CE/kg) BW for three consecutive days are presented in Figure 2 below.

Figure 2. Average plasma concentrations of ceftiofur- and desfuroylceftiofur-related metabolites for CCFA (EXCEDE FOR SWINE Sterile Suspension 100 mg/mL) after IM administration of 2.27 mg CE/lb (5.0 mg CE/kg) BW and those for ceftiofur sodium (NAXCEL Sterile Powder) after IM administration at 1.36 mg CE/lb (3 mg CE/kg) BW for three consecutive days



Pharmacokinetic parameters measured after a single IM administration of 2.27 mg CE/lb (5.0 mg CE/kg) BW of EXCEDE FOR SWINE Sterile Suspension 100 mg/mL in the post-auricular region of the neck of swine are presented in the following table (Table 1).

* Minimum inhibitory concentration for 90% of the isolates

Table 1. Pharmacokinetic parameters in swine after a single IM administration of EXCEDE FOR SWINE Sterile Suspension 100 mg/mL at 2.27 mg CE/lb (5.0 mg CE/kg) BW

Pharmacokinetic Parameter	Mean Value ± Standard Deviation (non-compartmental analyses)
C _{max} (µg/mL)	4.17 ± 0.92
t _{max} (h)	22.0 ± 12.2
AUC ₀₋₁₀₀ (µg•h/mL)	373.0 ± 56.1
t _{1/2} (h)	49.6 ± 11.8

C_{max} = maximum plasma concentration (in µg CE/mL)

t_{max} = the time after injection when C_{max} occurs (in hours)

AUC₀₋₁₀₀ = the area under the plasma concentration vs. time curve from time of injection to the limit of quantitation of the assay (0.15 µg CE/mL)

t_{1/2} = terminal phase biological half-life (in hours)

Table 2. Ceftiofur minimum inhibitory concentration (MIC) values* of indicated pathogens isolated from SRD treatment and control field studies conducted in the U.S.

Indicated Pathogens	Year(s) of Isolation	Field Study	Number of Isolates	MIC ₅₀ ** (µg/mL)	MIC ₉₀ ** (µg/mL)	MIC Range (µg/mL)
<i>Actinobacillus pleuropneumoniae</i>	2000 to 2001	Treatment	5	NA	NA	≤0.03 to 0.06
	2009	Control	34	0.03	0.06	0.015 to 0.06
<i>Pasteurella multocida</i>	2000 to 2001	Treatment	20	≤0.03	≤0.03	≤0.03†
	2009	Control	67	≤0.004	≤0.004	≤0.004†
<i>Streptococcus suis</i>	2000 to 2001	Treatment	30	0.06	0.12	≤0.03 to 0.5
	2009	Control	141	0.25	1	0.03 to >2

* The correlation between *in vitro* susceptibility data and clinical effectiveness is unknown.

** The lowest MIC to encompass 50% and 90% of the most susceptible isolates, respectively.

† No range; all isolates yielded the same value.

MICROBIOLOGY

Ceftiofur has demonstrated *in vitro* activity against *Actinobacillus pleuropneumoniae*, *Pasteurella multocida*, *Haemophilus parasuis*, and *Streptococcus suis*, four major pathogenic bacteria associated with SRD.

The minimum inhibitory concentrations (MICs) of ceftiofur against indicated SRD pathogens were determined using methods recommended by the Clinical and Laboratory Standards Institute (CLSI) using the M31-A and M31-A3 standards for the SRD treatment (2000-2001) and control (2009) studies, respectively. Isolates from the SRD treatment study were obtained from lung tissue collected from non-treated pigs prior to enrollment and saline-treated pigs that died or were euthanized during the study. Isolates from the SRD control study were obtained from lung tissue from non-treated pigs euthanized prior to enrollment and from saline- and ceftiofur-treated pigs that died or were euthanized during the study. The susceptibility results for the treatment and control studies are presented in Table 2.

Based on pharmacokinetic data from studies of ceftiofur in swine after a single intramuscular injection of 2.27 mg CE/lb (5.0 mg CE/kg) BW, the following interpretive criteria are recommended by CLSI:

Table 3. CLSI-accepted interpretive criteria for ceftiofur against swine respiratory disease pathogens*

Pathogens	Disk Potency	Zone Diameter (mm)	MIC (µg/mL)	Interpretation
<i>Actinobacillus pleuropneumoniae</i>	30 µg	≥21	≤2.0	(S) Susceptible
<i>Pasteurella multocida</i>		18-20	4.0	(I) Intermediate
<i>Streptococcus suis</i>		≤17	≥8.0	(R) Resistant

* These interpretive criteria should only be used when the CLSI M31-A3 performance standard is used to determine antimicrobial susceptibility to ceftiofur.

EFFECTIVENESS

The effectiveness of a single dose of 2.27 or 3.18 mg CE/lb BW (5.0 or 7.0 mg CE/kg BW) EXCEDE FOR SWINE Sterile Suspension 100 mg/mL for the treatment of SRD was confirmed in a well-controlled, multi-location field study. A total of 706 pigs with clinical signs of bacterial respiratory disease were enrolled and treated with a placebo injection or EXCEDE FOR SWINE Sterile Suspension 100 mg/mL administered as a single IM injection in the post-auricular region of the neck. Clinical observations were performed on Days 1-7 and rectal temperatures were taken on Days 1, 3, and 6 following treatment (Day 0). Necropsies were performed on all pigs that died during the study and after euthanasia of all remaining study pigs at the end of the 14-day post-enrollment study period. Lung lesions were scored and lungs were submitted for bacterial identification. Mortality rates were numerically lower (but not statistically different) for the EXCEDE FOR SWINE Sterile Suspension 100 mg/mL-treated groups (4.3% for the 5.0 mg CE/kg BW group and 4.2% for the 7.0 mg CE/kg BW group) compared with the placebo-treated control group (6.3%). There was a statistically significant ($p < 0.05$) improvement in clinical cure rates for the EXCEDE FOR SWINE Sterile Suspension 100 mg/mL-treated groups (24.8% for the 5.0 mg CE/kg BW group and 26.4% for the 7.0 mg CE/kg BW group) compared with the placebo-treated control group (17.7%). Lung lesion scores were numerically higher (but not statistically different) for the EXCEDE FOR SWINE Sterile Suspension 100 mg/mL-treated groups (10.4% for both the 5.0 mg CE/kg BW and the 7.0 mg CE/kg BW group) compared with the placebo-treated control group (9.2%). Bacteriological culture of the lungs of study pigs identified the following respiratory pathogens: *Actinobacillus pleuropneumoniae*, *Pasteurella multocida*, *Haemophilus parasuis*, and *Streptococcus suis*.

The effectiveness of a single dose of 2.27 CE/lb BW (5.0 mg CE/kg BW) EXCEDE FOR SWINE for the control of SRD was evaluated in a multi-location natural infection field study. At each site, when at least 15% of the study candidates in a pen showed clinical signs of SRD, all pigs in the pen were enrolled and treated with EXCEDE FOR SWINE ($n = 346$) or saline ($n = 347$). Responses to treatment were evaluated 7 days post-treatment. Success was defined as a pig that survived to Day 7 and had normal attitude, normal respiration, and a rectal temperature of < 104 °F. The treatment success rate was significantly higher ($p = 0.0188$) for EXCEDE FOR SWINE-treated pigs (59.6%) compared to the saline-treated pigs (41.4%). Bacteriological culture of the lungs of study pigs identified the following respiratory pathogens: *Actinobacillus pleuropneumoniae*, *Pasteurella multocida*, *Haemophilus parasuis*, and *Streptococcus suis*.

Table 4. Acceptable quality control ranges for ceftiofur against CLSI recommended American Type Culture Collection (ATCC) reference strains

Organism Name (ATCC No.)	MIC (µg/mL)	Zone Diameter, mm (Disk Content 30 µg)
<i>E. coli</i> ATCC 25922	0.25–1.0	26–31
<i>S. aureus</i> ATCC 29213	0.25–1.0	—
<i>S. aureus</i> ATCC 25923	—	27–31
<i>P. aeruginosa</i> ATCC 27853	16.0–64.0	14–18

ANIMAL SAFETY

After parenteral administration, CCFA, ceftiofur sodium, and ceftiofur hydrochloride are metabolized to the same principal metabolite, desfuroylceftiofur. Plasma levels achieved are similar after recommended dosing (Figure 2). Therefore, studies conducted with ceftiofur sodium are adequate to evaluate the systemic safety of CCFA. Results from a five-day tolerance study in normal feeder pigs indicated that ceftiofur sodium produced no overt adverse signs of toxicity and was well tolerated when administered at 57 mg CE/lb (125 mg/kg) BW (more than 25 times the recommended dosage of CCFA) for five consecutive days. An additional dose toxicity study was conducted to determine the safety margin of ceftiofur in swine. Five barrows and five gilts per group were administered ceftiofur sodium IM at 0, 2.27, 6.81 and 11.36 mg CE/lb (0, 5, 15, 25 mg CE/kg) BW (0, 1, 3 and 5 times the recommended dosage for CCFA) for 15 consecutive days. There were no adverse systemic effects observed, indicating that ceftiofur sodium has a wide margin of safety when administered intramuscularly in feeder pigs.

A separate study evaluated the injection site tissue tolerance of EXCEDE FOR SWINE Sterile Suspension 100 mg/mL in swine when administered intramuscularly as a single injection at the maximum recommended dose volume of 2 mL (approximately 5 mg CE/kg BW) per injection site. Because injection site volumes greater than 2 mL may result in violative residues, only injection volumes of 2 mL were evaluated in this study. EXCEDE FOR SWINE Sterile Suspension 100 mg/mL was injected intramuscularly into each side of the neck of six swine at a dose volume of 2 mL/injection site. Clinical observations were made daily. At 3, 7 and 10 days post-injection, pairs of animals were euthanized and the neck injection sites were dissected for pathological examination (4 injection sites per time point). The injections were well tolerated in all pigs. Clinically, injection site reactions ranged from nondetectable (6 of 12 sites) to a transitory (up to 4 days post-injection) palpable, nonvisible swelling (2 of 12 sites) or a small, visible, reddened nodule at the needle insertion point (4 of 12 sites; 3 of 4 nodules were barely detectable by 3 to 7 days post-injection). There was no clinical evidence of the injections at 10 days post-injection. At necropsy, half of the injection sites at both 3 and 7 days post-injection were scored as "negative" for irritation and the other half were scored as "slight irritation". One animal had a visible lesion described as an area of tan with red speckles present in the deep muscle fascia, less than 6 cm², at 10 days post-injection; this lesion and the remaining injection sites evaluated at 10 days post-injection were scored as "negative" for irritation.

STORAGE CONDITIONS

Store at controlled room temperature 20° to 25°C (68° to 77°F). Shake well before using. Contents should be used within 12 weeks after the first dose is removed.

HOW SUPPLIED

EXCEDE FOR SWINE Sterile Suspension 100 mg/mL is available in the following package size:
100 mL vial

NADA #141-235, Approved by FDA

zoetis

Distributed by:
Zoetis Inc.
Kalamazoo, MI 49007

www.excede.com or call
1-888-963-8471

Revised: November 2013

11148001A&P