


DERMATOLOGY IS THE #1 REASON WHY DOGS VISIT THE VETERINARIAN¹

Help provide excellent patient care by watching for these signs of skin disease in your boarding and grooming patients

SIGNS OF SKIN PROBLEMS IN DOGS



Folded areas like face folds, lip folds, armpits, groin, under neck, under tail, and in between toes are prone to bacterial and yeast infections. Check the areas carefully (in red) and let a veterinarian know if redness, brown staining or discharge, scabs or sores are seen.



Hair loss and redness over the rump and tailbase (in red) may indicate flea allergy dermatitis. Check carefully for fleas and flea dirt. Secondary infection is common.



Lumps and bumps



Ear redness, discharge



Red, irritated skin



Dry, scaly skin, dandruff



Frequent biting, chewing, scratching, rubbing or licking



Moist dermatitis in skin folds



Scratches, scabs, sores, hot spots



Bald spots or thinning hair

DERMATOLOGY TIPS

- Always wash your hands and use hand sanitizer after handling a pet with skin disease; clean and sanitize any grooming tools used
- If you see sores or red irritated skin, this could be a sign of fleas, mites, bacterial or yeast infection
- If you see signs of skin problems, alert a veterinarian that the dog needs to be examined and have skin scrapings and cytologies done **before bathing**
- Red, itchy or painful smelly ears with brown or yellow discharge can mean an ear infection—tell a veterinarian right away if you see this **before cleaning the ears**
- Some skin and coat issues may be improved by a medicated shampoo, but a **veterinarian is best suited to make a specific recommendation based on a diagnosis**
- Infections such as scabies or ringworm are **contagious**; if suspected, the pet needs to be isolated and **should see a veterinarian immediately**

1. Nationwide: Most Common Medical Conditions that Prompt Veterinary Visits, March 14, 2018.

IF YOU SEE ANY OF THESE SIGNS, PLEASE ALERT THE VETERINARIAN



Red, irritated skin



Dry, scaly skin, dandruff



Bald spots or thinning hair



Darkened, greasy skin with odor



Blue gray color change, scabs, sores



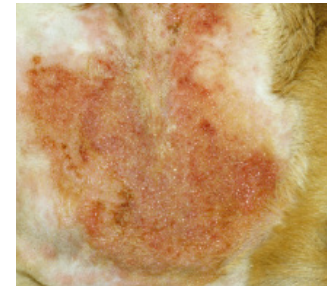
Scabs, sores



Scratches, scabs, sores, pimples



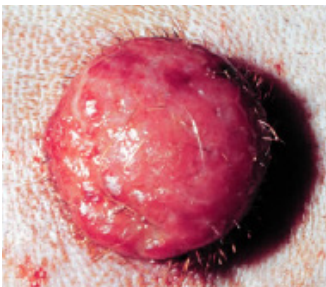
Hot spot (before clipping)



Hot spot (after clipping)



Ear infection



Lumps and bumps



Brown paws (may indicate yeast infection)



Moist dermatitis in skin folds



Moist dermatitis in skin folds



Moist dermatitis in skin folds

Photos courtesy of Dr. David Bird, Dr. Michele Rosenbaum, Dr. Candace Sousa and Dr. Valerie Fadok

All trademarks are the property of Zoetis Services LLC or a related company or a licensor unless otherwise noted.
© 2019 Zoetis Services LLC. All rights reserved. ZPC-00284

**ZOETIS
PETCARE**