


BEST PRACTICES FOR ZOETIS MFA MIXING AND SAMPLING



When incorporating Type A medicated feed additives from Zoetis into your ration, proper mixing technique is important to help ensure flock uniformity and optimize flock health and productivity.

BEST PRACTICES FOR PROPER MIXING

While dosage rates and other specifications vary from product to product, several general mixing rules apply so medicated feed additives are administered correctly.

STORAGE AND HANDLING


- Follow all label directions for storage and handling.
- Store medicated feed additives in a protected location and avoid excessive heat.
- Do not stack feed additives more than two pallets in height.

BATCHING AND MIXING


- When adding feed additives by hand, take proper steps to avoid cross-contamination.
- If using a mechanical feed bin, help prevent additive clumping in the bin center by cleaning and drying auger equipment every four weeks — or more frequently during periods of higher production or hot weather.
- Calculate dosages per label directions and indications, and accurately weigh the medication and other ingredients.
- In the feed bin, make sure your auger operates at a controlled speed.

PRODUCE A FEED WITH UNIFORM DISTRIBUTION OF NUTRIENTS AND MEDICATION.¹


Nutritionists and feed mill personnel should monitor batch reports daily, in accordance with the U.S. Food and Drug Administration's Current Good Manufacturing Practices.



PERFECT MIX



RANDOM MIX



SEGREGATED MIX

ZOETIS MFAs: COMPLIMENTARY FEED ASSAY SUBMISSION PROTOCOL

To order sample bags, contact your Zoetis representative or call 708-757-2559. Seal each sample collected in a bag, identifying each sample in detail. Place the sample intended for laboratory submission into the special sample bag provided by the Zoetis laboratory. Please provide all of the information requested on the Zoetis sample bag. In addition, you may include a copy of the feed label listing ingredients and levels of medicinal feed additives.

Mail the submission samples to:
Zoetis Customer Analytical Support Laboratory
400 State Street
Chicago Heights, IL 60411
Fax: 708-757-2510

Keep a sample as a retention sample for your facility. In case these samples are needed later for testing, freeze or keep samples in a cool, dry environment (approximately 40°F).



Zoetis is here to help you properly incorporate all medicines into your feed. We also can help your staff monitor dosage and consistency across feed samples with complimentary feed assay testing. For more information, **CONTACT YOUR ZOETIS REPRESENTATIVE.**

¹ Stark C. Feed Processing to Improve Poultry Performance. North Carolina State University. Available at: <http://www.thepoultryfederation.com/public/userfiles/files/Charles%20Stark%20ANC%20Presentation.pdf>. Accessed Aug. 28, 2014.